

Cube WL VX100-WD



Wide Beam Pattern

For a large-area and particularly wide light distribution



Up to 56 m long beam

See and be seen with OSRAM



2 in 1: Front and rear application

Perfectly matched to individual requirements and needs for versatile applications



IP & IK protection classes

Tested and validated in a DIN-certified environmental simulation laboratory regarding extreme external influences such as water, dust, shocks, impacts, heat, cold, permanent vibrations and many more



Powerful LED working lights

With the OSRAM LEDriving Cube WL VX100-WD, you achieve impressive illumination on dark field and forest paths, off-road and off the beaten tracks. The working light combines affordability with exceptional performance, quality and functionality, providing users with impressive visibility at workplaces beyond roads and off-road areas. Designed to meet diverse tasks, the working light impress with a luminous flux of up to 2000lm and a wide beam pattern with wide light distribution, significantly enhancing safety at work for you and others. Even in dim light and reduced visibility, the working light with up to 6000 Kelvin can provide conditions similar to daylight. Versatile applicable, it defies numerous environmental influences and, thanks to high-quality materials such as the aluminum housing and the stable polycarbonate lens, it is particularly light and at the same time robust and resistant. In addition, the work light holds an approval according to ECE R148 as a reversing light. The LEDriving Cube WL VX100-WD has been tested and validated with the IP-Protection Classes IP6K8 & IP6K9K in our DIN certified environmental simulation laboratory for extreme external influences regarding water, dust, impacts, heat, cold and permanent vibration. It is an effective and efficient addition to your vehicle and can be attached to trucks, agricultural machinery, commercial vehicles, construction vehicles and off-road vehicles¹⁾. OSRAM provides a 2-year guarantee²⁾.¹⁾ Additional working lights without ECE approval for use as work lights are approved for use on any vehicle according to German Road Traffic Licensing Regulations (StVZO) §52 (7). However, they must not be used and switched on while driving. In addition, individual special regulations, and laws of countries outside Germany must be observed. ²⁾For precise conditions refer to: www.osram.com/am-guarantee

Technical data

Product information

Order reference	LEDWL107-WD
Application (Category and Product specific)	Working light application

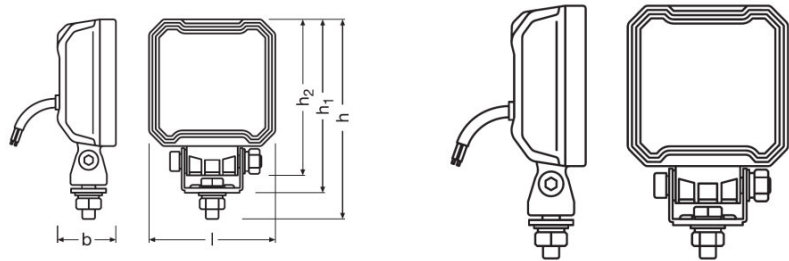
Electrical data

Nominal wattage	19.00 ... 21.00 W
Test voltage	13.2 V

Photometrical data

Luminous flux	2000 lm
Color temperature	6000 K
Light distance at 1lx	56 m

Dimensions & weight



Product weight	450.00 g
Length	89.4 mm
Width	41.5 mm
Height	141.7 mm

Lifespan

Lifespan Tc	> 5000 h
Guarantee	2 years

Additional product data

Connector to lamp	Open wire
-------------------	-----------

Capabilities

Product datasheet

Technology	LED ¹⁾
------------	-------------------

¹⁾ Light-emitting diode application

Certificates & standards

Standards	ECE R10, R148
Approval marks – approval	E9 approval
Type of protection	IP6K8/IP6K9K

Country specific categorizations

Order reference	LEDWL107-WD
-----------------	-------------

Logistical data

Commodity code	85122000900
----------------	-------------

Environmental information




Information according Art. 33 of EU Regulation (EC) 1907/2006 (REACH)	
Date of Declaration	03-11-2023
Primary Article Identifier	4062172355162
Declaration No. in SCIP database	In work

Logistical Data

Product code	Product description	Packaging unit (Pieces/Unit)	Dimensions (length x width x height)	Volume	Gross weight
4062172355162	Cube WL VX100-WD LEDWL107-WD	Folding carton box 1	122 mm x 107 mm x 82 mm	1.07 dm ³	500.00 g
4062172355179	Cube WL VX100-WD LEDWL107-WD	Shipping carton box 12	342 mm x 258 mm x 194 mm	17.12 dm ³	6440.00 g

The mentioned product code describes the smallest quantity unit which can be ordered. One shipping unit can contain one or more single products. When placing an order, for the quantity please enter single or multiples of a shipping unit.

Download Data

File	
	User instruction LEDriving Cube WL VX100 WD
	Movie application OSRAM Quality Testing LEDriving working and driving lights (EN)
	Movie application OSRAM LEDdriving and working lights Imagefilm (EN)

Product datasheet



Movie application
OSRAM LEDdriving and working lights Imagefilm (EN)



Movie application
LEDriving Driving and Working Lights Reference Video (EN)

Safety advice

For detailed application information, please refer to the product data sheet and the user instruction

Legal advice

1) Additional working lights without ECE approval for use as work lights are approved for use on any vehicle according to German Road Traffic Licensing Regulations (StVZO) §52 (7). However, they must not be used and switched on while driving. In addition, individual special regulations, and laws of countries outside Germany must be observed.

2) For precise conditions refer to: www.osram.com/am-guarantee

Application advice

For more detailed application information and graphics please see product datasheet.

Disclaimer

Subject to change without notice. Errors and omission excepted. Always make sure to use the most recent release.

OSRAM